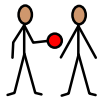




Make



your own



Sensory






Putty



You

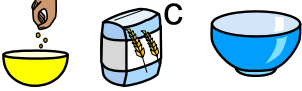








will need

	<p>1 cup cornstarch</p>
	<p>100 mls lotion</p>
	<p>Optional: 1-2 drops food colouring</p>



Instructions

	<p>Add cornstarch to a bowl</p>
	<p>Add lotion to the bowl</p>
	<p>Mix with a spoon</p>
	<p>Knead the mixture with your hands until it is smooth</p>

	<p>Add the food colouring and knead until mixed</p>
	<p>If your putty is too sticky, add more cornstarch</p>
	<p>If your putty is too hard, add more lotion</p>
	<p>You can stretch, squish and mould your putty!</p>